

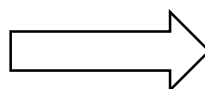
## Strath Union Elections - Voting Guidance

In order to vote, you need to a) be a student at Strathclyde University and b) have shared your data with the Students' Union. If you haven't done this yet, you can share your data by logging into Pegasus.

If you have any questions, you can look through the elections webpage at [www.strathunion.com/elections](http://www.strathunion.com/elections). You can also contact [strathunion.dem@strath.ac.uk](mailto:strathunion.dem@strath.ac.uk) for help.

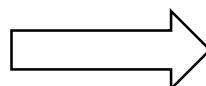
### 1. Search

[www.strathunion.com/elections](http://www.strathunion.com/elections)

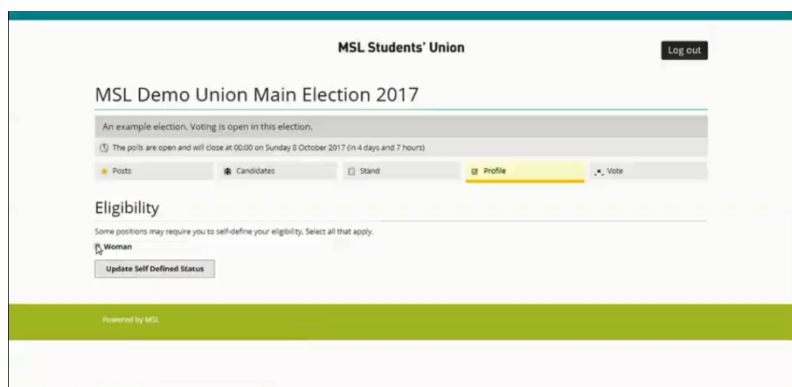
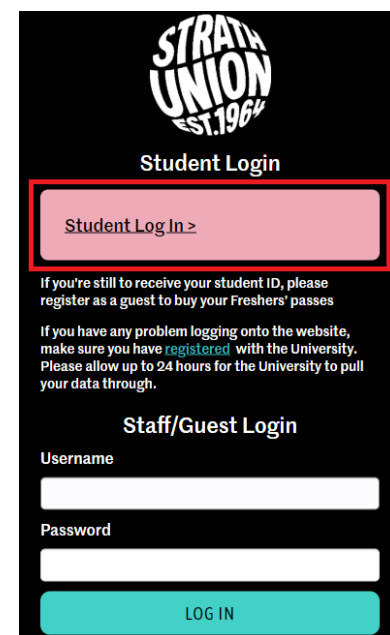
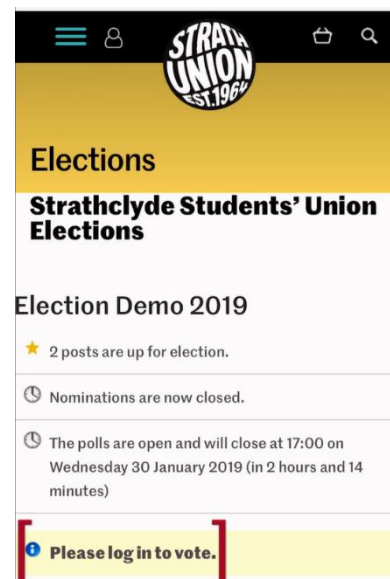


- Log in to the website – click the corner of the webpage where it says 'log-in' and then select 'student log-in'.

This will direct you to an external page where you can put in your details – this should be the same as your DS log in details.




- There will be some positions that you can't vote for – these are based on self-definition. For example, you can only vote for the Women's Rep if you self-define as a woman. You can update these preferences before you vote if necessary.



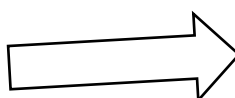
- You can look at the candidates and their manifestos by selecting 'Candidate List'.

To begin voting, select 'Vote Now' then the 'Start Voting' option.



- In each position, you can vote for as many candidates as you wish.

Select your preferences by entering a number in the boxes next to the candidates' names. For example, '1' is your first preference vote, '2' is your second preference vote etc.



- You will then be asked to confirm your vote before you cast it. Once you submit your votes, you cannot vote in that category again.

- Repeat as appropriate – you are eligible for a number of positions. You can vote for as many or as few as you'd like.